

Chemoselective and Enantioselective Oxidation of Indoles Employing Aspartyl Peptide Catalysts

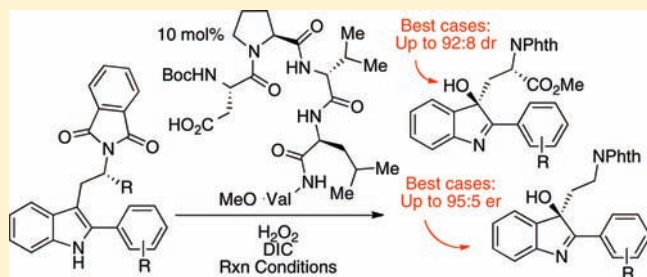
Filip Kolundzic,[†] Mohammad N. Noshi,[‡] Meiliana Tjandra,[‡] Mohammad Movassaghi,^{*,‡} and Scott J. Miller^{*,†}

[†]Department of Chemistry, Yale University, P.O. Box 208107, New Haven, Connecticut 06520-8107, United States

[‡]Department of Chemistry, Massachusetts Institute of Technology, Cambridge, Massachusetts 02139-4307, United States

S Supporting Information

ABSTRACT: Catalytic enantioselective indole oxidation is a process of particular relevance to the chemistry of complex alkaloids, as it has been implicated in their biosynthesis. In the context of synthetic methodology, catalytic enantioselective indole oxidation allows a rapid and biomimetic entry into several classes of alkaloid natural products. Despite this potentially high utility in the total synthesis, reports of catalytic enantioselective indole oxidation remain sparse. Here we report a highly chemoselective catalytic system for the indole oxidation that delivers 3-hydroxy-indolenines with good chemical yields and moderate to high levels of enantio- and diastereoselectivity (up to 95:5 er and up to 92:8 dr). These results represent, to our knowledge, the most selective values yet reported in the literature for catalytic asymmetric indole oxidation. Furthermore, the utility of enantioenriched hydroxy-indolenines in stereospecific rearrangements is demonstrated.



INTRODUCTION

The catalytic enantioselective oxidation of indoles is a significant challenge and one of particular relevance to the total synthesis of complex, naturally occurring alkaloids.¹ At the same time, enzymatic oxidation of indoles is well-recognized as a key step in indole alkaloid biosynthesis,² rendering oxidation approaches to their chemical synthesis inherently biomimetic.³ Chemically, tryptamine derivatives such as **1** may be chemoselectively oxidized to afford hydroxy-indolenines (**3**), which derive from the intermediate indole oxides (**2**) (Figure 1). These compounds, in turn, may be subjected to highly stereoselective rearrangements. Notably, in a condition-dependent fashion, hydroxy-indolenines of type **3** may be converted to either the 3-oxindole regioisomer **4** or the 2-oxindole regioisomer **5**.^{4–6} These oxidative isomerizations have played a critical role in a number of elegant natural product syntheses for introduction of challenging stereochemical arrays.⁴

Selective indole oxidation presents a myriad of challenges to the goal of developing catalytic enantioselective approaches. Presently, asymmetric catalytic approaches to the preparation of optically enriched 3-hydroxy-indolenines (**3**), from achiral starting materials, are quite limited. Application of the venerable extant asymmetric epoxidation catalysts⁷ to these highly electron-rich heterocycles has been reported, but with only limited success.⁸ Among the challenges, in addition to stereocontrol, is the issue of chemoselectivity. Reactivity may be diverted from the desired formation of **3** to the observation of *N*-hydroxy-indoles (**6**) and indole-ring hydroxylation.⁹ Thus, complications are often encountered with a variety of metal-catalyzed, dioxirane- or oxaziridine-mediated approaches.

In contrast, classical peracid-mediated oxidation of indoles provides an opportunity to assess alternative approaches to the chemo- and enantioselective oxidation of indoles. Indeed, the classical and highly general oxidation potential of *m*-chloroperbenzoic acid (MCPBA) recently inspired the development of a catalytic cycle for asymmetric epoxidation based on the transient generation of aspartic peracids in peptide-based catalysts (Figure 2a).¹⁰ For example, it is now known that the aspartic acid residue (e.g., **7**) can function as a catalyst following carboxyl activation with carbodiimide reagents. In the presence of hydrogen peroxide, the putative peracid **8** is formed, which then delivers an O-atom to an olefin to form an epoxide, regenerating the free acid. Mechanistic studies have documented aspects of this catalytic cycle, including the observation of off-cycle intermediates such as **9**.^{11,12} Nonetheless, these may reinsert into the catalytic cycle under the aegis of nucleophilic catalysts such as *N,N*-dimethylaminopyridine (DMAP), or the corresponding *N*-oxide (**10**). Moreover, as shown in Figure 2b, this approach was rendered enantioselective for the epoxidation of substrates like **11**, which could be converted to epoxide **12** in up to 96:4 enantiomeric ratio (er; 92% ee), with application of as little as 5 mol % of catalyst **13**. Given the generality of MCPBA in the effective oxidation of a wide range of olefinic compounds, we wished to explore whether or not the aspartyl peptide-based oxidation catalysts might be appropriate for the effective oxidation of indolic compounds of relevance to natural product synthesis. We report herein our studies, which allow us to conclude that this approach is indeed appropriate for the efficient

Received: March 25, 2011

Published: May 03, 2011

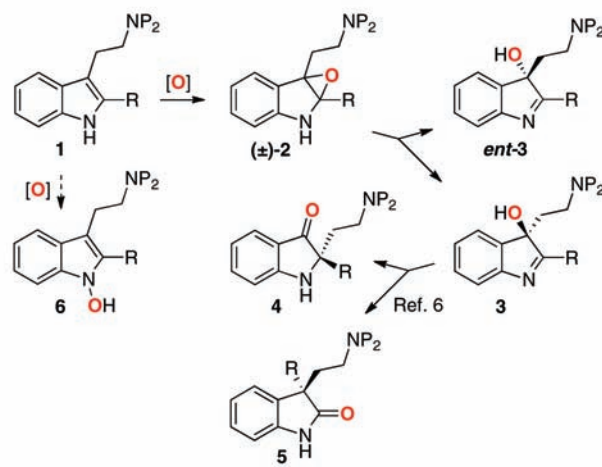


Figure 1. Oxidation of indoles and rearrangements.

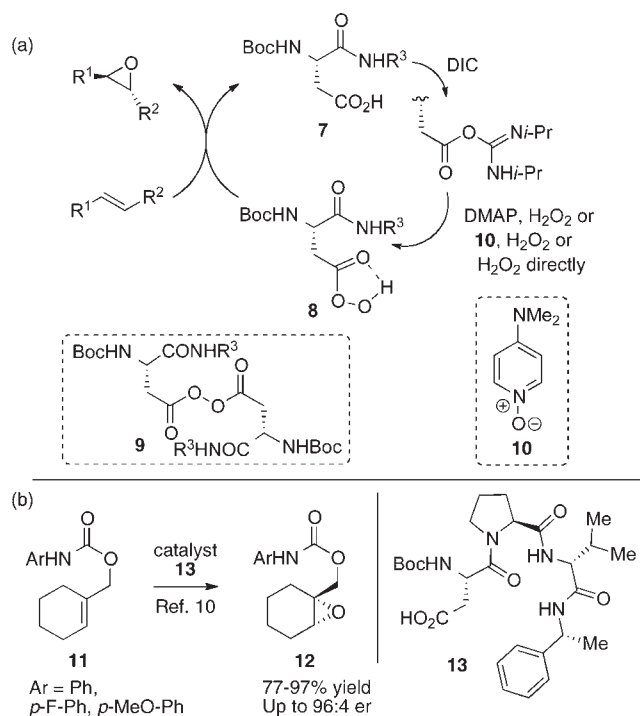


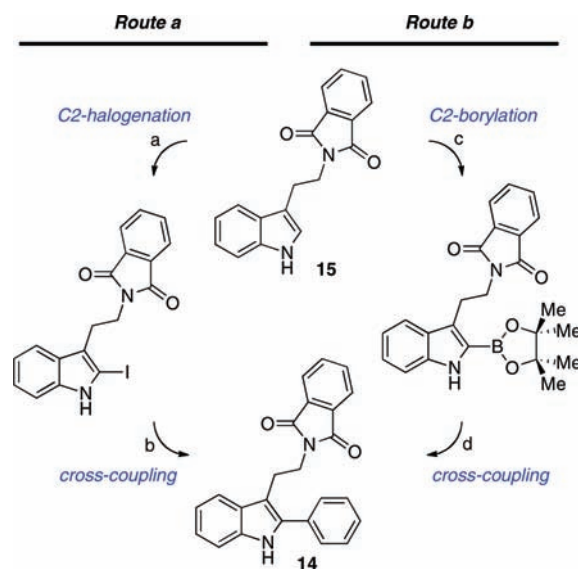
Figure 2. Aspartyl peptide-based catalytic enantioselective oxidation. (a) Development of a peracid-based catalytic cycle. (b) Development of enantioselective variants of the process. DMAP = *N,N*-dimethyl-4-aminopyridine, DIC = diisopropylcarbodiimide.

chemoselective oxidation of many indoles to the corresponding hydroxy-indolenines. Moreover, we describe our studies of stereoselective indole oxidation, including the first reports of significant levels of enantioselectivity and indeed diastereoselectivity in catalytic asymmetric indole oxidation reactions.

RESULTS AND DISCUSSION

Our studies began with tryptamine **14** (Scheme 1) as a superb substrate for development of the chemistry aimed at a variety of complex indole alkaloids containing cyclotryptamine and cyclotryptophan substructures. Substrates such as **14** may be prepared by

Scheme 1. Two Synthetic Strategies Used for Preparation of Substrates in This Study from Simple Tryptamines^a

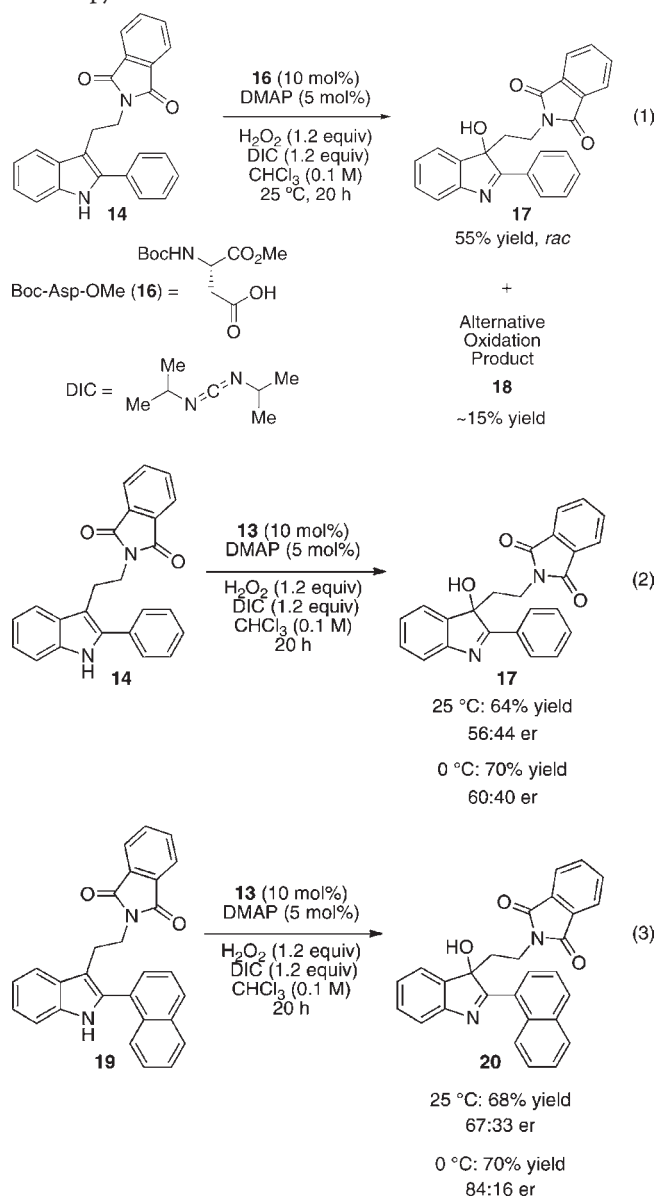


^a Route a, conditions: (a) I₂ (1.1 equiv), AgOTf (1.1 equiv), THF, -78 → 23 °C, 15 min, 96%. (b) Pd₂(dba)₃ (2.5 mol %), XPhos (10 mol %) K₃PO₄ (2.0 equiv), toluene, water, 110 °C, 2 h, PhB(OH)₂ (1.5 equiv), 75%. Route b, conditions: (c) [Ir(OMe)(COD)]₂ (3 mol %), dtbpy (6 mol %), (Bpin)₂ (2.0 equiv), CH₂Cl₂, 65 °C, 3 h, 78%. (d) Pd₂(dba)₃ (2.5 mol %), XPhos (10 mol %), K₃PO₄ (2.0 equiv), toluene, water, 110 °C, 2 h, PhI (1.0 equiv) 82%. dtbpy = 4,4'-di-*tert*-butyl-2,2'-bipyridine.

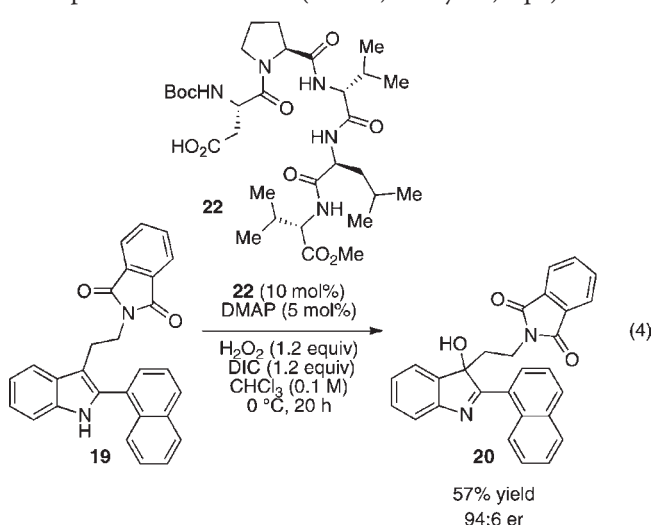
two concise and equally versatile synthetic routes as illustrated in Scheme 1. The first route involves C2-halogenation of tryptamine derivatives such as **15**, followed by Suzuki-Miyaura coupling with aryl boronates to afford 2-aryltryptamines (Scheme 1, Route a). An alternative route utilizes iridium-catalyzed¹³ C2-borylation of tryptamines, followed by palladium-catalyzed cross-coupling with aryl halides (Scheme 1, Route b).^{14,15}

We then turned our attention to the oxidation chemistry, employing the simple aspartic acid derivative **16** (eq 1) as a catalyst. As outlined in eq 1, performing the oxidation at 25 °C, the indole substructure of **14** was oxidized to the corresponding 3-hydroxy-indolenine derivative **17**, isolated in 55% yield. In addition to **17**, approximately

15% of an alternative oxidation product **18** had formed, and this side product could be removed by column chromatography.¹⁶ In terms of enantioselectivity, we noted minimal enantioselectivity when the simple catalyst **16** was employed. However, employing catalyst **13** (Figure 2), discovered during the original aspartyl-peptide epoxidation study,¹⁰ we were pleased to observe that **17** could be formed in 64% yield, with an er of 56:44 under analogous conditions (10 mol %, 25 °C; eq 2). A preliminary screen of reaction conditions revealed that maintaining the temperature at 0 °C is beneficial for selectivity, and that at this temperature 3-hydroxy-indolenine **17** is formed with 60:40 er (70% yield). These effects are amplified with the 2-naphthyl-substituted indole **19** (eq 3). At 25 °C, indole **19** is converted to **20** with a 67:33 er. At 0 °C, hydroxyindolenine **20** is formed with an encouraging er of 84:16 (70% yield). Notably, under these conditions the formation of the byproduct is also suppressed. We attributed this behavior to the presence of an alternative and nonselective oxidation pathway at higher temperatures, perhaps via DIC–H₂O₂ adduct,¹⁷ which seems to be mostly suppressed at 0 °C. In terms of reaction efficiency, and in line with earlier results,¹⁰ a strong dependence of the conversion on the presence of nucleophilic cocatalyst *N,N*-dimethyl-4-aminopyridine is observed.



With encouraging levels of chemoselectivity and a preliminary observation of enantioselectivity in the aspartyl peptide-catalyzed oxidation of indoles, we then turned our attention to the issue of stereoselectivity. We describe here our initial efforts in the area of diastereoselective oxidation of indoles. We chose to study this type of stereoselective process for several reasons. First, the notion of using chiral catalysts as tools for the selective modification of complex architectures is a challenging frontier for the field of asymmetric catalysis.¹⁸ Such approaches are also of potential value in the total synthesis of stereochemically complex molecules, including complex indole alkaloids.⁴ In addition, the study of double diastereodifferentiating reactions often provides valuable data of a fundamental nature in the development of asymmetric processes.¹⁹ Thus, we began with an examination of chiral aspartyl peptides that might affect selective oxidation of tryptophan derivatives such as **21** (Figure 3). In order to proceed with an appropriate catalyst, it was important to benchmark its inherent selectivity with an achiral substrate. Thus, we examined a library of peptides based on a historically valuable β -turn scaffold²⁰ that incorporated a catalytic Asp residue as the *N*-terminal residue (see Supporting Information for more details). This study was initially conducted with substrate **19**, an achiral analogue that was thought to mimic more elaborated bis(indolyl) substrates of interest (to be discussed below). Through this process, peptide **22** emerged as a promising catalyst for oxidation of simple indoles such as **19** (94:6 er; 57% yield; eq 4).



With catalyst **22** in hand, we turned our attention to oxidation of chiral substrates derived from tryptophan, such as compound **21**. It is well precedented that the presence of a chiral center in the indole side chain renders the oxidation diastereoselective.^{6,21} Thus, unsurprisingly, use of octanoic acid as an achiral catalyst for the oxidation of **21** we observed formation of diastereomers **23** and **24** in the diastereomeric ratio of 69:31 (59% combined yield; Figure 3, eq 5). A similar diastereomeric ratio (dr) value is observed in the oxidation of **21** using stoichiometric quantities of DMDO.⁶ On the other hand, a significant amplification of diastereoselectivity of the reaction is observed when peptide **22** is used as a catalyst. In this case, a striking “matched” case of double asymmetric induction is observed, with the formation of **23** and **24** as a 92:8 mixture of diastereomers (75% combined yield; Figure 3, eq 6).²² Significantly, use of the enantiomer of peptide-catalyst **22** led to a nonselective, “mismatched” case, and a 49:51 mixture of diastereomers **23** and **24** was observed (69% combined yield; Figure 3, eq 7). We note parenthetically that

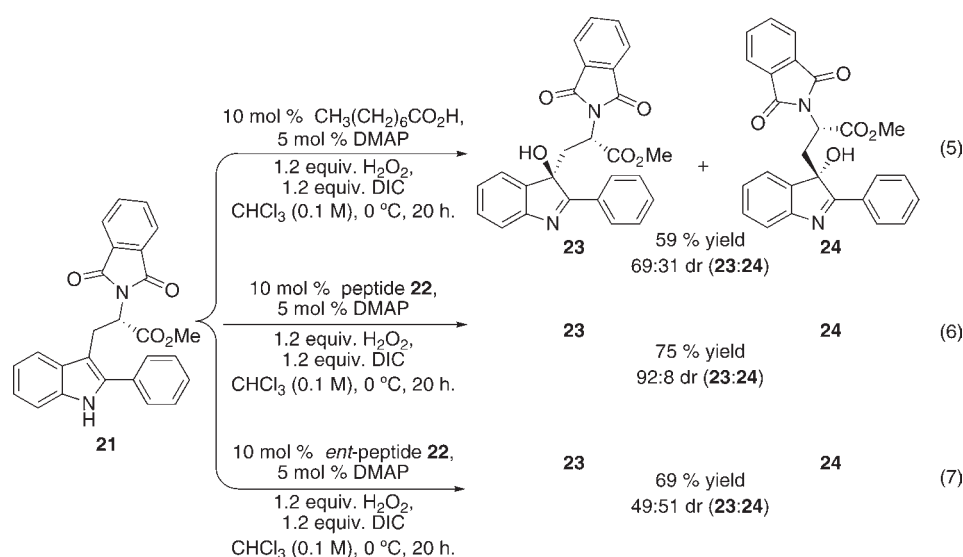


Figure 3. Studies of double asymmetric induction in the chemoselective catalytic oxidation of **21**.

major compound **23** possesses the correct stereochemical array relative to many naturally occurring tryptamines.⁶

We then wished to assess the viability of aspartyl peptide-based oxidation catalysis in increasingly complex settings. Thus, we wished to examine the challenge of chemoselective oxidation in the face of substrates that present two indolyl N–H groups, each a potential culprit in terms of undesired N–H oxidation side reactions. Notably, substrate **25** also possesses an acetamide, with an additional potentially vulnerable N–H function. Given the presence of a second highly electron rich aromatic system, one can envision formation of multiple regioisomeric indole oxidation products emanating from **25** (e.g., hydroxy-indolenines **26** and **27**; hydroxy-indole tautomers **28**–**30**; distinct N–OH indoles **31** and **32**; *N*-hydroxy-acetamide **33**; and distal indole ring oxidation products such as **34**; Figure 4), as well as other oxidation products.

In addition to these chemoselectivity challenges, we wished to assess whether catalyst **22** was portable to this new substrate class in terms of affording comparable levels of diastereoselectivity in the specific formation of **26** and **27**. Thus, the bis(indole) compound **25** became our next focus for study. Remarkably, as shown in Figure 5, we found that substrate **25** was an excellent substrate for chemoselective oxidation to the corresponding hydroxy-indolenines **26** and **27**. Indeed, these compounds could be isolated in 72–83% chemical yield under the catalytic conditions. Competing N–H oxidation reactions were not significant side reactions. Moreover, only the desired tryptaminyl indole oxidation products were isolated, with no perturbation of the second indole moiety detected. The inherent diastereoselectivity of bis(indole) **25** was defined as a 64:36 ratio, employing octanoic acid as the catalyst (72% yield; Figure 5, eq 8). The results in terms of peptide-based control of stereochemistry were also encouraging. As shown in Figure 5, diastereomers **26** and **27** were obtained in an 88:12 diastereomeric ratio when catalyst **22** was employed (10 mol %), a manifestation of a “matched” case of double asymmetric induction (83% yield; Figure 5, eq 9).²³ Moreover, hydroxy-indolenines **26** and **27** are readily separated by flash column chromatography. In the mismatched case, the enantiomer of catalyst **22** delivered **26/27** as a 42:58 diastereomeric mixture (78% isolated yield; Figure 5, eq 10). Of note, the

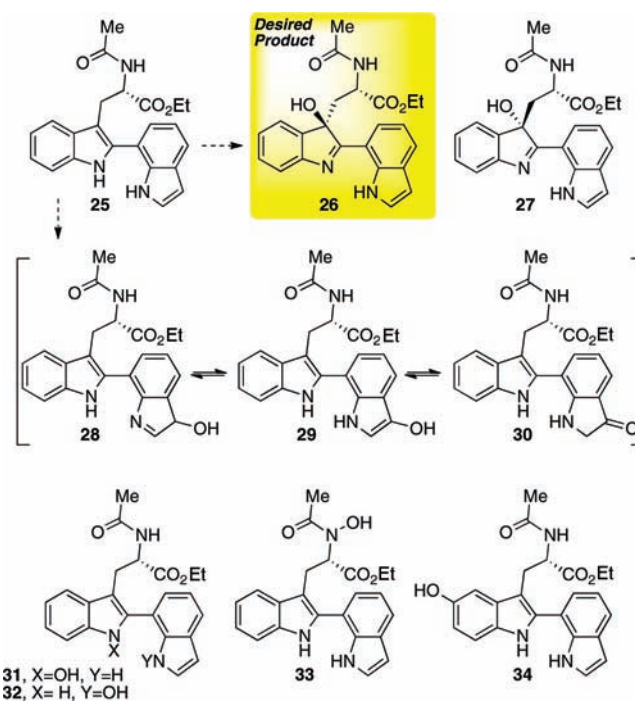


Figure 4. Various hypothetical oxidation products derived from **25**.

reversal of diastereoselectivity reveals that the catalyst overrides, albeit modestly, the inherent stereoselectivity preference of the substrate.

Most notably, under the present conditions, none of the products arising from the oxidation of the second indole moiety or from the indole *N*-oxidation could be detected, thus obviating the necessity for the introduction of protecting groups into the synthetic schemes. The higher reactivity of the double bond of the more substituted indole may be correlated to the corresponding higher HOMO energy resulting from a partial orbital overlap with the aromatic system of the second indole.²⁴ Compound **25** is readily accessible in two steps (Scheme 2) from a commercially available tryptophan derivative, consistent with the conditions

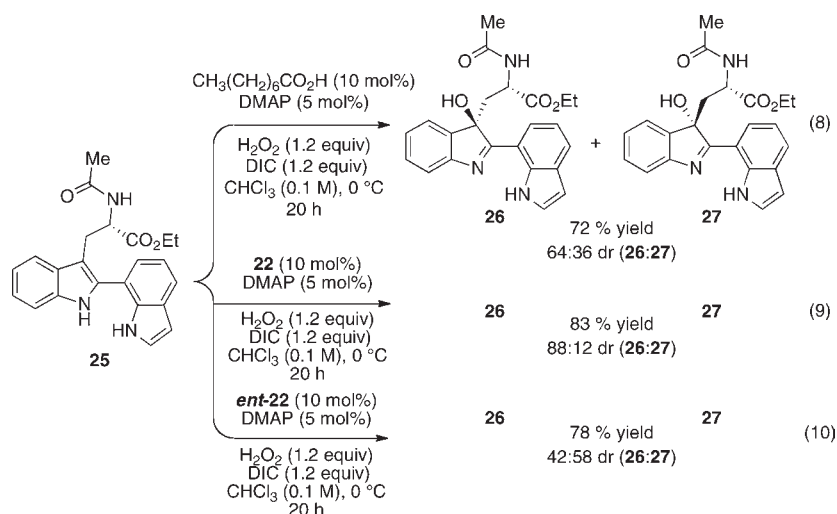
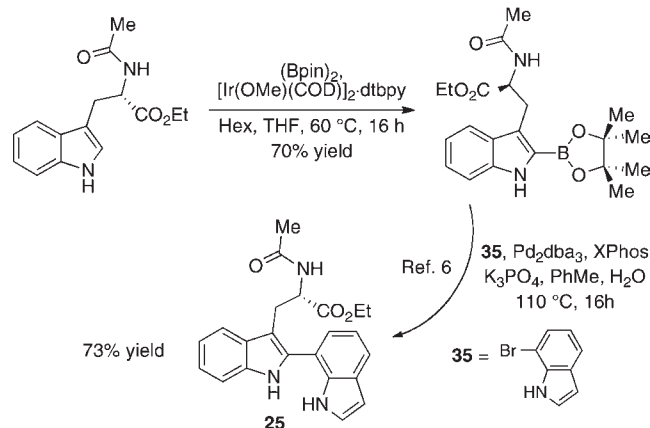


Figure 5. Studies of double asymmetric induction in the chemoselective catalytic oxidation of **25**.

Scheme 2. Preparation of the Chiral Bis(indole) **25** via Indole Borylation/Suzuki–Miyaura Coupling Protocol^a



^a pin = pinacol, dtbpy = 4,4'-di-*tert*-butyl-2,2'-bipyridine, XPhos = 2-dicyclohexylphosphino-2',4',6'-triisopropylbiphenyl.

discussed in Scheme 1, and therefore these results represent a step efficient entry into optically pure tryptophan-based 3-hydroxy-indolenines.^{13,14}

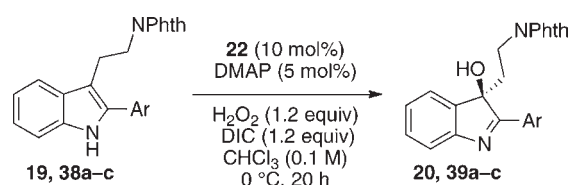
Having defined a highly chemoselective indole oxidation process employing a mild and catalytic process, we next wished to determine if these diastereoselective reactions might be extendable to enantioselective processes. Since catalytic enantioselective reactions that convert indoles to the corresponding hydroxy-indolenines are so rare, we wished to document the scope of catalyst **22** for the highly challenging arena of enantioselective, electron rich heterocycle oxidation. Thus, our studies began by examining a range of different tryptamine derivatives with monocyclic aryl substitution at the indolic 2-position (Table 1). As noted above (eq 2), the parent compound **14** undergoes a smooth chemoselective oxidation with peptide **13** employed as the catalyst (60:40 er; 65% yield). Employing catalyst **22**, the er is enhanced to 77:23 (entry 1). Moreover, we found that substrates containing *ortho* substituents on the 2-aryl substructure were subject to quite selective reactions with catalyst **22**. Thus, *o*-CF₃ compound **36a** undergoes catalytic enantioselective oxidation to give **37a** with a

Table 1. Oxidation of Simple 2-Arylindoles with Peptide **22** as a Catalyst

entry	indole	hydroxy-indolenine ^a	Ar	yield (%)	er
1	14	17		59	77:23
2	36a	37a^b		93	94:6
3	36b	37b		78	89:11
4	36c	37c		76	88:12
5	36d	37d^c		.. ^d	..
6	36e	37e		64	75:25
7	36f	37f^b		69	72:28

^a Reaction conditions for indole oxidation: indole (1.0 equiv), peptide (10 mol %), and DMAP (5 mol %) in CHCl_3 (0.1 M) at 0 °C, then add aqueous H_2O_2 (1.2 equiv), and DIC (1.2 equiv). ^b Concentration of indole in these reactions was increased to 0.5 M. ^c Concentration of indole in this reaction was increased to 0.2 M. DMAP = *N,N*-dimethyl-4-aminopyridine, DIC = diisopropylcarbodiimide, Phth = phthaloyl. ^d A sluggish reaction and complex mixture of products is observed.

94:6 er (93% isolated yield; entry 2). The *o*-NO₂-substituted compound **36b** is also a good substrate for catalyst **22**, although

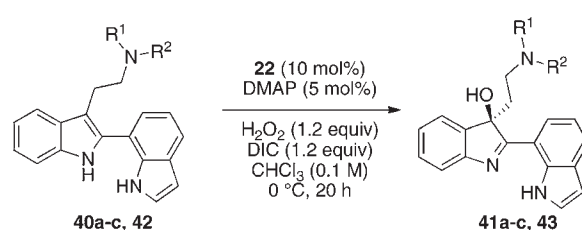
Table 2. Oxidation of Indoles Incorporating an Elaborate Arene with Peptide 22 as a Catalyst

entry	indole	hydroxy-indolenine ^a	Ar	yield (%)	er
1	19	20		57	94:6 (>98:2) ^b
2	38a	39a		88	95:5 (>99:1) ^c
3	38b	39b		7	84:16
4	38c	39c		74	67:33

^a Reaction conditions for indole oxidation: indole (1.0 equiv), peptide (10 mol %), and DMAP (5 mol %) in CHCl₃ (0.1 M) at 0 °C, then add aqueous H₂O₂ (1.2 equiv), and DIC (1.2 equiv). ^b Recrystallized to >98:2 er from 95/5 2-propanol/ethanol mixture (yield after recrystallization 45%). ^c Recrystallized to >99:1 er from dichloromethane (yield after recrystallization 71%). DMAP = *N,N*-dimethyl-4-aminopyridine, DIC = diisopropylcarbodiimide, Phth = phthaloyl.

the er and yield are slightly attenuated for product **37b** (89:11 er, 78% yield, entry 3). A substrate-bearing *o*-CH₃ group (**36c**) performs similarly (**37c**: 88:12 er, 76% yield, entry 4). On the other hand, for reasons that are at present unclear, the *o*-MeO-containing compound **36d** is resistant to efficient oxidation (entry 5). The *para*-substituted compounds **36e** and **36f** are oxidized with reasonable yields (**37e** and **37f**, 64% and 69%, respectively) but exhibit modest er (~3:1, entries 6 and 7). Thus, we found that 2-phenyl substituents bearing an electron-withdrawing or an electron-neutral substituent *ortho* relative to the indole attachment site (e.g., substrates **36a–c**) resulted in the formation of products (**37a–c**) with the highest er values. The high er's and yields obtained with these compounds additionally attest to their position as good substrates for peptide catalyst **22**, and they also represent perhaps the highest enantioselectivities yet reported for the nonenzymatic catalytic enantioselective oxidation of indolic compounds.

The presence of an *ortho* substituent stimulated an examination of additional substrates that possessed analogous substitution, including elaborated arene substitution. As shown in Table 2, compounds **19** and **38a–c** proved interesting in this regard. In particular, the 2-naphthyl-substituted tryptamine **19** proved to be a good substrate for catalyst **22**, with **20** delivered with an er of 94:6 (57% isolated yield, entry 1). The anthracenyl

Table 3. Oxidation of Simple Bis(indoles) with Peptide 22 as a Catalyst

entry	bis-indole	hydroxy-indolenine ^a	R ¹	R ²	yield (%)	er
1	40a	41a		H	77	86:14
2	40b	41b		H	87	83:17
3	40c	41c		H	89	82:18 (95:5) ^b
4	42	43		SES	70	93:7

^a Reaction conditions for indole oxidation: indole (1.0 equiv), peptide (10 mol %), and DMAP (5 mol %) in CHCl₃ (0.1 M) at 0 °C, then add aqueous H₂O₂ (1.2 equiv), and DIC (1.2 equiv). ^b Recrystallized to 95:5 er from 95/5 2-propanol/ethanol mixture (yield after recrystallization 47%). DMAP = *N,N*-dimethyl-4-aminopyridine, DIC = diisopropylcarbodiimide, Phth = phthaloyl, SES = 2-(trimethylsilyl)ethylsulfonyl.

compound **38a** performed similarly, with **39a** obtained as a 95:5 er (88% isolated yield, entry 2). In the case of both products **20** and **39a**, recrystallization afforded material that was essentially enantiopure (er >98:2). On the other hand, the alternative substitution pattern of the anthracenyl moiety (9- versus 1-position) defines substrate **38b** as a less optimal case for catalyst **22**, with **39b** obtained with an 84:16 er, but in only 7% isolated yield (entry 3). It appears that a compound possessing aryl rings fused on both sides of the 2-phenyl substituent engenders unfavorable interactions with the catalyst, thus preventing its efficient processing. Alleviating these interactions, as in the remotely substituted naphthalene derivative **38c** allows reaction to occur (**39c** is obtained in 74% yield), although this *ortho*-unsubstituted compound exhibits modest enantioselectivity (67:33 er, entry 4).

In addition, we wished to study the enantioselective indole oxidation substrate scope in structural arenas that would allow for an increasingly demanding assessment of chemoselectivity. Thus, we explored a class of compounds containing a second indole moiety, as well as additional oxidation-sensitive N–H functional groups. Bis(indole) substrates **40a–c** (Table 3) were generally^{2,5} prepared by a Suzuki–Miyaura coupling of the 2-borylated tryptamines with the corresponding aryl halides as alluded to in Scheme 1.⁶ As discussed earlier, oxidation products derived from these compounds (**41a–c**) could find a direct application in the synthesis of complex alkaloids, and similar intermediates are often invoked in the biosynthesis of these natural products.² At the onset of our investigations, we confirmed that 2-(7-indolyl)tryptamines (**40a–c**) undergo highly

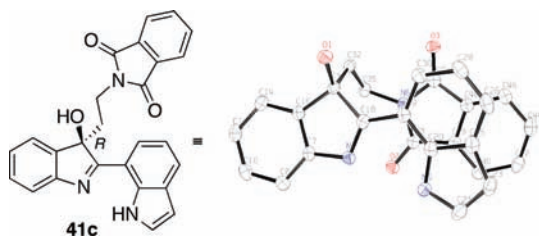


Figure 6. Determination of absolute stereochemistry through X-ray diffraction analysis.

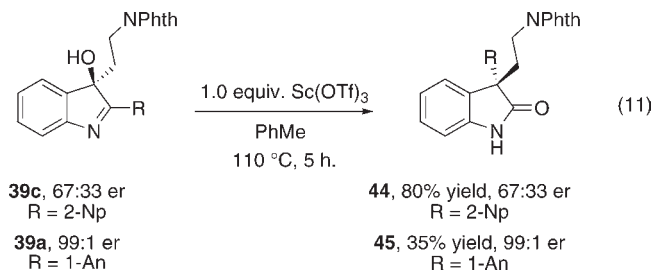
chemoselective oxidation with oxygen delivery at the site of the 1,2-disubstituted indole, rather than to the competing functional groups. Notably, in all cases (Table 3), chemoselectivity proved very high, as is reflected in the isolated chemical yields. In cases such as **40a,b**, selective indole oxidation occurs in the presence of two indoles, as well as additional amide functionality. For the former case, sulfonamide **41a** is obtained as an 86:14 er, in 77% isolated yield (entry 1), while the latter pivaloyl amide **41b** is obtained in 87% yield, with a 83:17 er (entry 2). These are in comparison to the parent bis(indole) **40c**, which is converted to **41c** with an 82:18 er, isolated in 89% yield (entry 3). While the phthalate compound **41c** had formed with slightly lower er value as compared to the other analogues tested, this oxidation product was readily recrystallized to the enantiomeric ratio of 95:5, and the single crystals thus obtained allowed us to unambiguously assign the sense of the asymmetric induction through X-ray diffraction analysis (*vide infra*). In all cases, the observed chemoselectivity is exceptionally high.

For purposes of comparison to the results obtained with bis(indoles) with both indolyl-*N* atoms unprotected, we also elected to examine the enantioselective oxidation of SES-protected indole **42**. Interestingly, catalyst **22** mediates formation of **43** in 70% isolated yield, with a 93:7 er (Table 3, entry 9). This result suggests that enantioselectivities may be enhanced, at least in some cases, through the use of protecting groups or the incorporation of bulky substituents. Moreover, we suspect that studies of catalyst optimization could well lead to higher inherent enantioselectivities for the unprotected bis(indoles) found in Table 3 (e.g., **40a–c**). On the other hand, preliminary investigations of compounds that bear 2,3-dialkyl substitution afford the product of over-oxidation as the dominant product.²⁶ The current catalyst and conditions are thus well tuned for selective oxidation of 2-aryl-/indolyl-3-alkyl substrates, substrates of great interest in the context of the assembly of oligocyclotryptamine natural products.

As noted above, several of the indole oxidation products were highly crystalline. A representative of the bis(indole) product class, compound **41c** was subjected to X-ray diffraction analysis and the stereochemistry of the C-3 alcohol was assigned the *R* absolute configuration, as depicted in Figure 6. The assignment was confirmed through additional diffraction analyses, as well as through comparison with a literature data pertaining to a related system.⁶

Finally, the application of catalytic asymmetric indole oxidation creates important opportunities for manipulation of the products to elaborated, enantioenriched materials. In this vein,⁶ we have demonstrated that hydroxy-indolenines such as **23** and **24** may be rearranged with a high level of stereoselectivity. As shown in eq 11, we now report that compounds **39a** and **39c** may be rearranged with complete preservation of the enantiomeric

ratio. We project that this transformation, in conjunction with the catalytic enantioselective indole oxidation, will find applications in synthesis of complex, naturally occurring alkaloids.



CONCLUSIONS

We have described a highly chemoselective and mild catalytic system for the asymmetric oxidation of 2-aryltryptamine derivatives. Noteworthy features of this chemistry include broad substrate scope and functional group tolerance and a highly versatile catalyst design that allows for adjustment and optimization for key substrate classes of interest. While a single catalyst, optimized for substrate **14**, was used in this study for uniformity and direct comparison, the practical nature of catalyst tuning combined with the overall high level of stereoinduction in all cases holds great promise for application in complex setting. For example, as illustrated in Figures 3 and 5, catalyst **22**, optimized for substrate **14**, demonstrated an outstanding level of diastereoselection in the oxidation of substrates **21** and **25** in matched cases while still reversing the inherent substrate selectivity in the corresponding mismatched cases. Moreover, this unique catalyst was found to afford high er's for several substrates of interest. Application of this catalyst system to oxidation of highly functional tryptamine and tryptophan derivatives in more challenging settings in the context of asymmetric synthesis of complex natural products is ongoing and will be the subject of upcoming reports.

EXPERIMENTAL SECTION

General Indole Oxidation Protocol. The oxidation of indoles was carried out in a reaction flask mounted to a cryogenic cooler with temperature control of ± 0.1 °C. Reactions were set up on the benchtop without exclusion of air or moisture. In a typical experiment, indole (0.1 mmol) was dissolved in 890 μ L of chloroform (for deviations from the standard concentration see Tables 1–3), and peptide **22** was added as a chloroform solution (typically 100 μ L of 0.1 M solution, 0.01 mmol). To this solution was added a chloroform solution of *N,N*-dimethyl-4-aminopyridine (typically 10 μ L of 0.5 M solution, 5 μ mol), followed by 12.2 μ L of aqueous 30% hydrogen peroxide (0.12 mmol). The biphasic mixture was stirred at 0 °C for 5 min, and the reaction was initiated by the addition 18.6 μ L of diisopropylcarbodiimide (0.12 mmol). After 20 h, the reaction mixture was diluted with 2.0 mL of chloroform and directly purified by flash chromatography or preparative TLC.

Full details may be found in the Supporting Information.

ASSOCIATED CONTENT

S Supporting Information. Experimental procedures and compound characterization. This material is available free of charge via the Internet at <http://pubs.acs.org>.

AUTHOR INFORMATION

Corresponding Author

movassag@mit.edu; scott.miller@yale.edu

ACKNOWLEDGMENT

This work is supported by National Institutes of Health, National Institute of General Medical Sciences (GM096403 to S.J.M. and GM089732 to M.M.). M.M. also thanks Amgen and DuPont for additional financial support. M.M., M.N.N., and M.T. thank Dr. Cristina M. Nieto-Oberhuber and Ms. Yuki Nakamura in the Movassaghi group for helpful discussions.

REFERENCES

- (1) (a) Williams, R. M.; Kwast, E.; Coffman, H.; Glinka, T. *J. Am. Chem. Soc.* **1989**, *111*, 3064–3065. (b) Sanz-Cervera, J. F.; Glinka, T.; Williams, R. M. *Tetrahedron* **1993**, *49*, 8471–8482. (c) Schmidt, M. A.; Movassaghi, M. *Synlett* **2008**, *3*, 313–324.
- (2) Williams, R. M.; Stocking, E. M.; Sanz-Cervera, J. F. In *Biosynthesis: Aromatic Polyketides, Isoprenoids, Alkaloids*; Topics in Current Chemistry; Leeper, F. J., Vederas, J. C., Eds.; Springer: Berlin, 2000.
- (3) (a) Schkeryantz, J. M.; Woo, J. C. G.; Siliphaivanh, P.; Depew, K. M.; Danishefsky, S. J. *J. Am. Chem. Soc.* **1999**, *121*, 11964–11975. (b) Wang, H.; Ganesan, A. *J. Org. Chem.* **2000**, *65*, 4685–4693. (c) Baran, P. S.; Corey, E. J. *J. Am. Chem. Soc.* **2002**, *124*, 7904–7905. (d) Marti, C.; Carreira, E. M. *Eur. J. Org. Chem.* **2003**, *12*, 2209–2219. (e) Williams, R. M.; Cox, R. J. *Acc. Chem. Res.* **2003**, *36*, 127–139.
- (4) For representative examples of the utility of hydroxyindolenine intermediates in complex synthesis, see: (a) Finch, N.; Taylor, W. I. *J. Am. Chem. Soc.* **1962**, *84*, 3871. (b) Finch, N.; Gemenden, C. W.; Hsu, I. H.; Kerr, A.; Sim, G. A.; Taylor, W. I. *J. Am. Chem. Soc.* **1965**, *87*, 2229–2235. (c) Hutchison, A. J.; Kishi, Y. *J. Am. Chem. Soc.* **1979**, *101*, 6786–6788. (d) Williams, R. M.; Glinka, T.; Kwast, E.; Coffman, H.; Stille, J. K. *J. Am. Chem. Soc.* **1990**, *112*, 808–821. (e) Jossang, A.; Jossand, P.; Hadi, H. A.; Sevenet, T.; Bodo, B. *J. Org. Chem.* **1991**, *56*, 6527–6530. (f) Gueller, R.; Borschberg, H. *Helv. Chim. Acta* **1993**, *76*, 1847–1862. (g) Stoermer, D.; Heathcock, C. H. *J. Org. Chem.* **1993**, *58*, 564–568. (h) Gueller, R.; Borschberg, H. *Tetrahedron Lett.* **1994**, *35*, 865–868. (i) Cushing, T. D.; Sanz-Cervera, J. F.; Williams, R. M. *J. Am. Chem. Soc.* **1996**, *118*, 557–579. (j) Takayama, H.; Kurihara, M.; Subhadhiraakul, S.; Kitajima, M.; Aimi, N.; Sakai, S. *Heterocycles* **1996**, *42*, 87–92. (k) Ito, M.; Clark, C. W.; Mortimore, M.; Goh, J. B.; Martin, S. F. *J. Am. Chem. Soc.* **2001**, *123*, 8003. (l) Baran, P. S.; Corey, E. J. *J. Am. Chem. Soc.* **2002**, *124*, 7904–7905. (m) Williams, R. M.; Cox, R. J. *Acc. Chem. Res.* **2003**, *36*, 127 and references cited therein. (n) Liu, Y.; McWhorter, W. W., Jr.; Hadden, C. E. *Org. Lett.* **2003**, *5*, 333–335. (o) Baran, P. S.; Richter, J. M. *J. Am. Chem. Soc.* **2005**, *127*, 15394–15396. (p) Poriel, C.; Lachia, M.; Wilson, C.; Davies, J. R.; Moody, C. J. *J. Org. Chem.* **2007**, *72*, 2978–2987. (q) Pettersson, M.; Knuettel, D.; Martin, S. F. *Org. Lett.* **2007**, *9*, 4623–4626. (r) Miller, K. A.; Tsukamoto, S.; Williams, R. M. *Nature Chem.* **2009**, *1*, 63–68.
- (5) For examples of aryl migration, see: (a) Witkop, B.; Ek, A. *J. Am. Chem. Soc.* **1951**, *73*, 5664–5669. (b) Evans, F. J.; Lyle, G. G.; Watkins, J.; Lyle, R. E. *J. Org. Chem.* **1962**, *27*, 1553–1557. (c) Hishmat, O. H.; Abd-El Rahman, A. H.; El-Ebrashi, N. M. A.; Ishmail, M. M. F. *Chem. Ind.* **1986**, *4*, 142–143. (d) Liu, Y.; McWhorter, W. W., Jr. *J. Org. Chem.* **2003**, *68*, 2618–2622. For key related studies, see: (e) Witkop, B.; Patrick, J. B. *J. Am. Chem. Soc.* **1951**, 2188–2195. (f) Acheson, R. M.; Snaith, R. W.; Vernon, J. M. *J. Chem. Soc.* **1964**, 3229–3223. (g) Walser, A.; Blount, J. F.; Fryer, R. I. *J. Org. Chem.* **1973**, *38*, 3077–3084. (h) Wenkert, E.; Shi, Y. *Synth. Commun.* **1989**, *19*, 1071–1079. (i) Zhang, X.; Foote, C. S. *J. Am. Chem. Soc.* **1993**, *115*, 8867–8868. (j) Tany, M.; Matsumoto, S.; Aida, Y.; Arikawa, S.; Nakane, A.; Yokoyama, Y.; Murakami, Y. *Chem. Pharm. Bull.* **1994**, *42*, 443–453. (k) Lachia, M.; Poriel, C.; Slawin, A. M. Z.; Moody, C. J. *Chem. Commun.* **2007**, 286–288. (l) Lindel, T.; Bräuchle, L.; Golz, G.; Böhrer, P. *Org. Lett.* **2007**, *9*, 283–286.
- (6) Movassaghi, M.; Schmidt, M. A.; Ashenhurst, J. A. *Org. Lett.* **2008**, *10*, 4009–4012.
- (7) For selected reviews and recent advances, see: (a) Johnson, R. A.; Sharpless, K. B. In *Comprehensive Organic Synthesis*; Trost, B. M., Ed.; Pergamon: New York, 1991; Vol. 7, p 389. (b) Jacobsen, E. N.; Wu, M. H. In *Comprehensive Asymmetric Catalysis II*; Jacobsen, E. N., Pfaltz, A., Yamamoto, H., Eds.; Springer-Verlag: Berlin, 1999; p 649. (c) Aggarwal, V. K.; Winn, C. L. *Acc. Chem. Res.* **2004**, *37*, 611–620. (d) Xia, Q. H.; Ge, H. Q.; Liu, Z. M.; Su, K. X. *Chem. Rev.* **2005**, *105*, 1603–1662. (e) Kelly, D. R.; Roberts, S. M. *Biopolymers* **2006**, *84*, 74–89. (f) Berkessel, A.; Koch, B.; Toniolo, C.; Rainaldi, M.; Broxterman, Q. B.; Kaptein, B. *Biopolymers* **2006**, *84*, 90–96. (g) Wong, O. A.; Shi, Y. *Chem. Rev.* **2008**, *108*, 3958–3987. (h) Li, Z.; Zhang, W.; Yamamoto, H. *Angew. Chem., Int. Ed.* **2008**, *47*, 7520–7522.
- (8) For an interesting and promising example, see ref 4q.
- (9) (a) Taniguchi, M.; Anjiki, T.; Nakagawa, M.; Hino, T. *Chem. Pharm. Bull.* **1984**, *32*, 2544–2554. (b) Berrier, C.; Jacquesy, J. C.; Jouannetaud, M. P.; Renoux, A. *New J. Chem.* **1987**, *11*, 611–615. (c) Duflos, A.; Redoules, F.; Fahy, J.; Jacquesy, J.; Jouannetaud, M. *J. Nat. Prod.* **2001**, *64*, 193–195. (d) Lakatos, S. A.; Balzarini, J.; Andrei, G.; Snoeck, R.; De Clercq, E.; Preobrazhenskaya, M. N. *J. Antibiot.* **2002**, *55*, 768–773. (e) Beyer, M.; Fritscher, J.; Feresin, E.; Schiemann, O. *J. Org. Chem.* **2003**, *68*, 2209–2215.
- (10) Peris, G.; Jakobsche, C. E.; Miller, S. J. *J. Am. Chem. Soc.* **2007**, *129*, 8710–8711.
- (11) (a) Greene, F. D.; Kazan, J. *J. Org. Chem.* **1963**, *28*, 2168–2171. (b) Rebek, J.; McCready, R.; Wolf, S.; Mossman, A. *J. Org. Chem.* **1979**, *44*, 1485–1493. (c) Spantulescu, M. D.; Jain, R. P.; Derksen, D. J.; Vederas, J. C. *Org. Lett.* **2003**, *5*, 2963–2965.
- (12) Jakobsche, C. E.; Peris, G.; Miller, S. J. *Angew. Chem., Int. Ed.* **2008**, *47*, 6707–6711.
- (13) (a) Takagi, J.; Sato, K.; Hartwig, J. F.; Ishiyama, T.; Miyaura, N. *Tetrahedron Lett.* **2002**, *43*, 5649–5651. (b) Ishiyama, T.; Takagi, J.; Nobuta, Y.; Miyaura, N. *Org. Synth.* **2005**, *82*, 126–131.
- (14) (a) Billingsley, K.; Buchwald, S. L. *J. Am. Chem. Soc.* **2007**, *129*, 3358–3366. (b) See also ref 6.
- (15) Synthesis details may be found in the Supporting Information.
- (16) Astolph, P.; Greci, L.; Rizzoli, C.; Sgarabotto, P.; Marrosu, G. *J. Chem. Soc. Perkin Trans. 2*, **2001**, 1634–1640.
- (17) (a) Majetich, G.; Hicks, R. *Synlett* **1996**, 649–651. (b) Murray, R. W.; Iyanar, K. *J. Org. Chem.* **1998**, *63*, 1730–1731. (c) Majetich, G.; Hicks, R.; Sun, G.; McGill, P. *J. Org. Chem.* **1998**, *63*, 2564–2573.
- (18) (a) Lewis, C. A.; Miller, S. J. *Angew. Chem., Int. Ed.* **2006**, *45*, 5616–5619. (b) Balskus, E. P.; Jacobsen, E. N. *Science* **2007**, *317*, 1736–1740.
- (19) Masamune, S.; Choy, W.; Petersen, J. S.; Sita, L. R. *Angew. Chem., Int. Ed.* **1985**, *24*, 1–76.
- (20) (a) Rose, G. D.; Gierasch, L. M.; Smith, J. A. *Adv. Protein Chem.* **1985**, *37*, 1–109. (b) Haque, T. S.; Little, J. C.; Gellman, S. H. *J. Am. Chem. Soc.* **1996**, *118*, 6975–6985. (c) Miller, S. J. *Acc. Chem. Res.* **2004**, *37*, 601–610.
- (21) (a) Kametani, T.; Kanaya, N.; Ihara, M. *J. Am. Chem. Soc.* **1980**, *102*, 3974–3975. (b) Plate, R.; Akkerman, M. A. J.; Ottenheim, H. C. J. *J. Chem. Soc., Perkin Trans. 1* **1987**, 2481–2490. (c) Sanz-Cervera, J. F.; Glinka, T.; Williams, R. M. *Tetrahedron* **1993**, *49*, 8471–8482. (d) Schkeryantz, J. M.; Woo, J. C. G.; Siliphaivanh, P.; Depew, K. M.; Danishefsky, S. J. *J. Am. Chem. Soc.* **1999**, *121*, 11964–11975.
- (22) The stereochemical assignments for the products are discussed below and in the Supporting Information.
- (23) Catalytic reactions involving substrate **25** have been performed on up to 770 mg (2 mmol) of the substrate with excellent consistency and reproducibility.
- (24) Calculations at the B3LYP/6-31G(d) suggests the HOMO of (*N*-phthalimido)-2-phenyltryptamine is higher than that of (*N*-phthalimido)-tryptamine by 2.9 kcal/mol.
- (25) Substrates **40a,b** were prepared by deprotection of compound **40c** followed by amine acylation or sulfonylation.
- (26) Oxidation of 2,3-dimethylindole and 3-(2-*N,N*-phthaloyl-aminoethyl)-2-(3-oxobutyl)-1*H*-indole under the standard conditions delivers the corresponding over-oxidation products. See Supporting Information.